

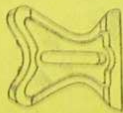
# STANLEY ROUTER PLANES

For surfacing the bottom of grooves or other depressions parallel to the surface of the work. There are many applications in pattern making, cabinet work and in fact almost all kinds of woodworking that call for these tools. It is not possible to show all these, but the user will soon discover places where this tool will prove its value.

These planes may be used to advantage in routing the bottom of a mortise for large butts or hinges as well as other pieces of hardware.

## FENCE

A fence is provided for use where the cutter is to run parallel to an edge. One side of the fence is designed for straight work while the other side is for curved work.

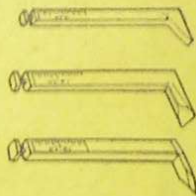


## CUTTERS

Cutters are made of high quality steel and are hardened and tempered.

The shank of the cutters are graduated in 16ths for 1 inch which makes it possible to reset for duplicate work.

Three cutters are furnished,  $\frac{3}{4}$ " and  $\frac{1}{2}$ " Router Cutters and a (3 piece) "V" or smoothing cutter. They are adjustable and can be held on the front of cutter post or on the back depending on the type work.

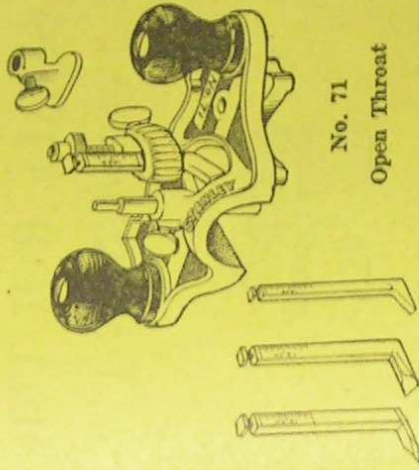


## NO. 71 OPEN THROAT

A shoe for closing the throat is provided for use on narrow work if a closed throat is practical.

The vertical post to which the shoe is attached can also be used to control the depth of cut. It can be used to stop the cutter from taking a deeper cut than convenient. One end of the post is of small diameter for following in a small groove.

Maple knobs finished in black. Body of plane nickel plated.




No. 71

Open Throat

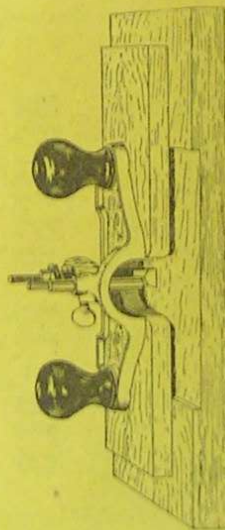
## NO. 71 1/2 CLOSED THROAT

The depth of the cut is controlled by means of the adjustable cutter.

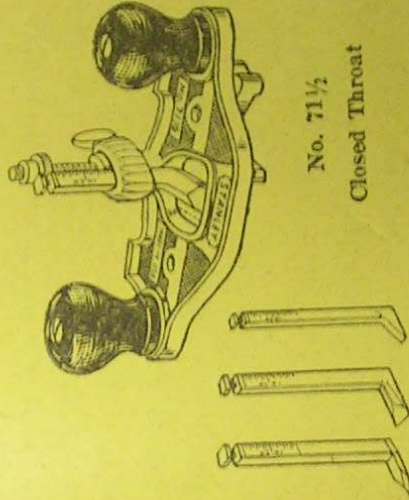
Maple knobs finished in black. Body nickel plated.



Here is shown a common job in home construction where this plane can be used—routing the stringer for the step and riser of a staircase.



The illustration shows how to rout openings wider than the plane bottom. The attachment of a flat board to the plane bottom is the simplest way to span large openings. The plane bottom is provided with screw holes for this application.



No. 71 1/2

Closed Throat

# SMALL ROUTER

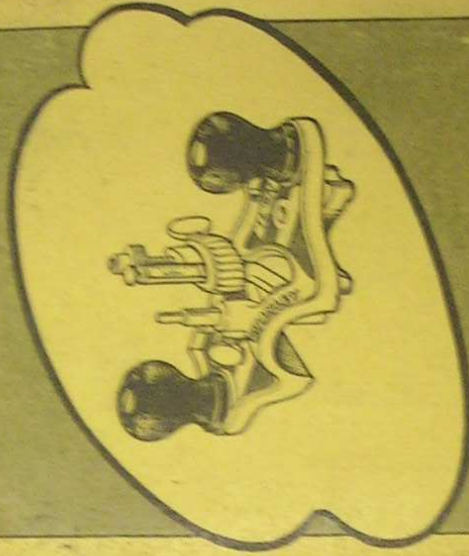
## PLANE No. 271



A handy plane for light routing. Its small size makes it useful for narrow work in cabinet and pattern making for such jobs as inlay work, cutting dados for shelves, etc. It is also used for setting in lock plates, mortising for small pieces of hardware, etc.

The No. 271 Plane can be used for regular or bull-nose work. By reversing the cutter it can be used as a depth gauge.

STANLEY



STANLEY  
ROUTER PLANES

STANLEY - - -  
THE TOOL BOX  
OF THE WORLD

from

STANLEY

THE TOOL BOX OF THE WORLD

come:—

"BAILEY" PLANES TRY AND MITRE SQUARES  
BEVELS CARPENTER'S STEEL SQUARES  
BOXWOOD RULES GOLD CHISELS AND PUNCHES  
FLEXIBLE RIGID STEEL RULES  
"ZIG ZAG" RULES CARPENTER'S CHISELS  
BIT BRACES GAUGES  
BREAST DRILLS HAMMERS  
HAND DRILLS DOWELING TOOLS  
MITRE BOXES SCREW DRIVERS  
SAW SETS SPOKE SHAVES  
VISES IRON AND WOOD LEVELS  
ELECTRIC SOLDERING IRONS

For complete list of Tools  
send for Catalogue No. 34

STANLEY TOOLS

Division of The Stanley Works  
NEW BRITAIN, CONN., U.S.A.